



Percheron Telersgenootskap van SA Percheron Breeders Society of SA

PO BOX 1209
MOOINOOI, 0325

Telephone/Telefoon: +27 83 455 6966
E-Mail/E-pos: sapercheron@gmail.com

Instruksies vir monsterneming vir DNA bepaling Instructions for taking samples for DNA analysis



Stap 1: Trek 10–20 hare met wortels uit stertkwas.

LW: Moenie fyn lyf- of maanhare instuur nie.
Dit lewer te min DNA vir goeie resultate

Step 1: Pull 10–20 hairs with roots from the tail.

NB: Do not send fine mane or body hair.
The quantity of the DNA obtained is too little to render good results.



Stap 2: Verpak hare in 'n koevert of plastiek sakkie.

LW: Die hare moet droog wees!


Step 2: Package the hair sample in an envelope or plastic bag.

NB: The hair must be dry!



Stap 3: Merk die koevert met die ID of naam van die dier.

Step 3: Mark the envelope or plastic bag clearly with the ID or name of the animal.




Stap 4: Vul die vorm volledig in.

LW: Vir ouerskappe: Onthou die ouers se volledige besonderhede!


Step 4: Complete the form in full.

NB: For parentage: Remember to include the FULL details of the parents!



Stap 5: Plaas haarmonsters en vorm in koevert en pos aan:

Step 5: Place the hair sample and form in an envelope and mail to:



Veterinary Genetics Laboratory
Faculty of Veterinary Science
University of Pretoria
Private Bag X04
Onderstepoort
0110

Tel: (012) 529 8240 Fax: (012) 529 8310 vgl@up.ac.za

Unistel
Human and Animal Genetic Testing
Suite 13, Private Bag X22
Tygervalley
7536

Animal Profiling & Diagnostics: (021) 007 5639

Animal Reception: (012) 007 5617 www.unistelmedical.co.za